



Purus inspeksjonsluke

RUSTFRI DESIGNLUKE m/ramme




Art Deco

NRF nr.	Type	Mønster
340 22 51	Inspeksjonsluke 300x150 mm	Art Deco




Drop

340 22 53	Inspeksjonsluke 300x150 mm	Drop
-----------	----------------------------	------




Calypso

340 22 54	Inspeksjonsluke 300x150 mm	Calypso
-----------	----------------------------	---------




Classic

340 22 55	Inspeksjonsluke 300x150 mm	Classic
-----------	----------------------------	---------



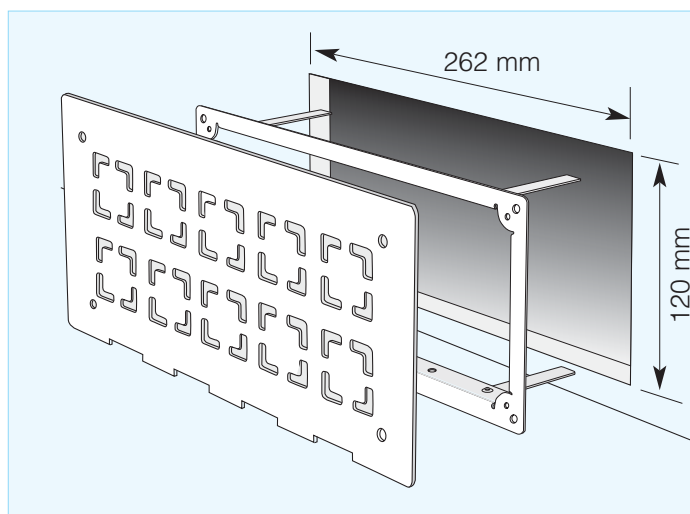
Twist

340 22 56	Inspeksjonsluke 300x150 mm	Twist
-----------	----------------------------	-------



Wave

340 22 52	Inspeksjonsluke 300x150 mm	Wave
-----------	----------------------------	------



Inspeksjonslukene har de samme mønstrene som finnes på Purus Jotis slukrister til boligsluk og ristene til Purus Line- og Corner designsluk.

Inspeksjon foretas ved å løsne de 4 hjørneskruene og løfte bort luken. Rammen med skrufestene sitter fastmontert i veggen.